








# COPING PROFILE- PICKED UP


NAME	THICKNESS	DRAWING
FLAT EDGE	1-1/4"	
	2-1/4"	
	3"	
	4"	


BEVELING	1-1/4"	
	2-1/4"	
	3"	
	4"	


FULL BULLNOSE	1-1/4"	
	2-1/4"	
	3"	
	4"	


QUARTER BULLNOSE	1-1/4"	
	2-1/4"	
	3"	
	4"	


QUARTER BULLNOSE & BEVEL	1-1/4"	
	2-1/4"	
	3"	
	4"	


HALF BULLNOSE	1-1/4"	
	2-1/4"	


NAME	THICKNESS	DRAWING
HALF BULLNOSE AND BEVEL	1-1/4"	
	2-1/4"	


PENCIL ROUND TOP BOTTOM	1-1/4"	
	2-1/4"	
	3"	
	4"	

SHARK NOSE	1-1/4"	
	2-1/4"	

LARGE BEVEL STRAIGHT EDGE	1-1/4"	
	2-1/4"	

UPPER GROBVE	1-1/4"	
	2-1/4"	
	3"	
	4"	

UNDER CUT	1-1/4"	
	2-1/4"	
	3"	
	4"	

SLOTING	1-1/4"	
	2-1/4"	
	3"	
	4"	